



FUEL MANAGEMENT SYSTEMS



DISPENSERS



KITS



PUMPS



METERS



NOZZLES

K33 / K44

FEATURES

- **READY TO USE**
- **BURSTING PRESSURE 30 BAR**
- **NO BATTERY NEEDED**
- **EASY TO INSTALL AND CALIBRATE**
- **4 FLOW DIRECTION**

The PIUSI K33 and K44 are the bestseller mechanical meters in this market. Reliable, easy to install and to calibrate, they are equipped with a nutating disk that allows them to be installed in all four flow directions. The display is available in both three or four digits, according to the model chosen.

PERFORMANCE

20-120

L/MIN
FLOW RATE

3,5 BAR

MAX OPERATING
PRESSURE

±1%

ACCURACY

±0,3%

REPEATIBILITY



K33

K44



K33 BIO



PACKAGING

CODE	WEIGHT		PACKAGING			N. BOXES / EUROPALLET	
	KG	LBS	MM	INCH	PCS/BOX	✈	🚚

METERS

000550000	2,06	4,55	180X180X170	-	1	192	240
000551000	2,06	4,55	180X180X170	-	1	192	240
000552000	2,06	4,55	180X180X170	-	1	192	240
000553000	2,06	4,55	180X180X170	-	1	192	240
000560000	2,08	4,58	180X180X170	-	1	192	240
000561000	2,08	4,58	180X180X170	-	1	192	240
000562000	2,08	4,58	180X180X170	-	1	192	240
000563000	2,08	4,58	180X180X170	-	1	192	240
F00550B00	2,06	4,55	180X180X170	-	1	192	240

PULSER

00056500A	2,14	4,734	180X180X170	-	1	192	240
-----------	------	-------	-------------	---	---	-----	-----



FILTRATION



TANK MONITORING



HOSE REEL



ACCESSORIES



MERCHANDISE



AIR



ANTIFREEZE



AdBlue®



BIODIESEL



DIESEL



FOOD



GASOLINE



GREASE



KEROSENE



OIL

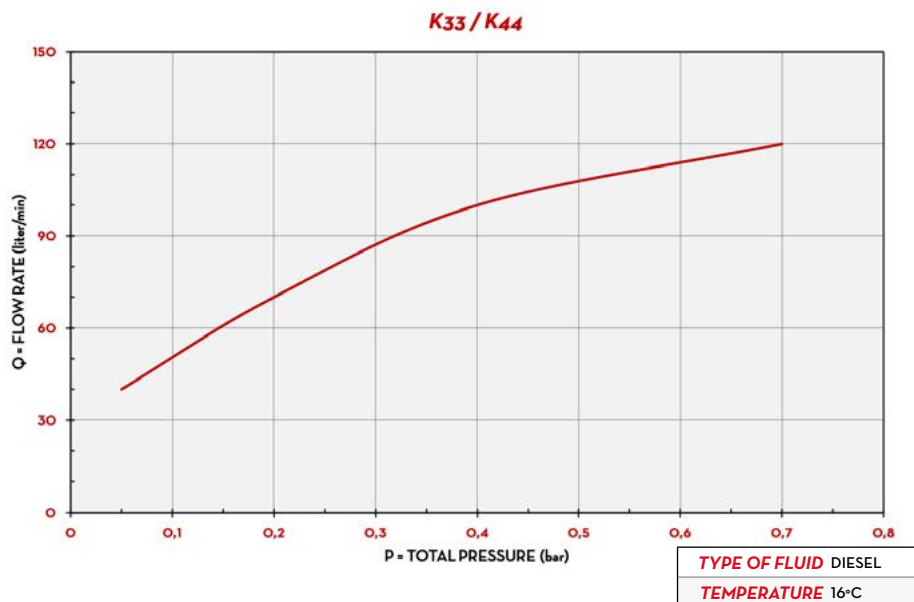


WATER



WINDSCREEN


CHART



IN THE BOX

- K33 / K44 METER
- INSTRUCTION MANUAL

DETAILS

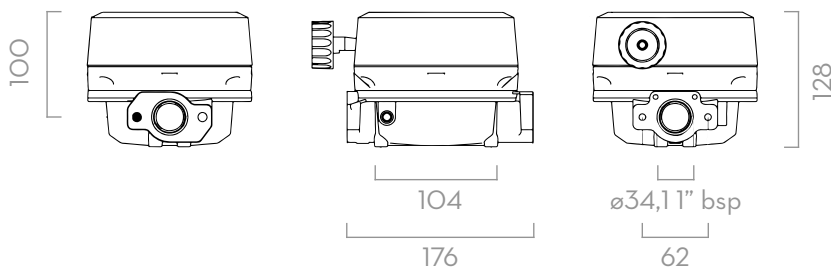


NUTATING DISK SYSTEM



4 FLOW DIRECTIONS

DIMENSIONS



Dimensions expressed in millimeters

MATERIALS

- BODY: ALUMINIUM
- NUTATING DISK CHAMBER: TECHNOPYMER

TECHNICAL DATA

CODE	DESCRIPTION	FLUIDS TYPE	FLOW DIRECTION	FLOW RATE		PRESSURE		PULSER P/L (P/GAL)	INLET / OUTLET
				L/MIN	GPM	BAR	PSI		
METERS									
000550000	K33 VER. A	D	←	20 - 120	5 - 32	10	142	-	1" BSP
000551000	K33 VER. B	D	↑	20 - 120	5 - 32	10	142	-	1" BSP
000552000	K33 VER. C	D	↓	20 - 120	5 - 32	10	142	-	1" BSP
000553000	K33 VER. D	D	→	20 - 120	5 - 32	10	142	-	1" BSP
000560000	K44 VER. A	D	←	20 - 120	5 - 32	10	142	-	1" BSP
000561000	K44 VER. B	D	↑	20 - 120	5 - 32	10	142	-	1" BSP
000562000	K44 VER. C	D	↓	20 - 120	5 - 32	10	142	-	1" BSP
000563000	K44 VER. D	D	→	20 - 120	5 - 32	10	142	-	1" BSP
FO0550B00	K33 1" BSP VER.A B100	B D	←	20 - 120	5 - 32	10	142	-	1" BSP
PULSER									
00056500A	K44 PULSER	D	→	20 - 120	5 - 32	10	142	10 (38)	1" BSP

K33 / K44