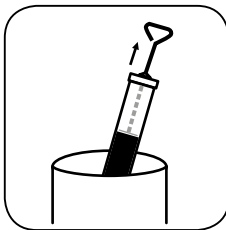


All SAMOA lever action grease pumps have the following features and benefits:

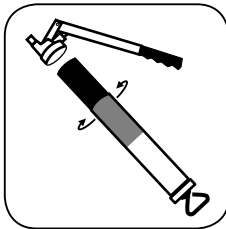
- Very tough, real heavy duty, cast iron head for maximum durability, uniform pressure and flow delivered throughout the pump's entire life.
- Precision machined piston ensures leak free high pressure operation without requiring the use of seals.
- Heavy duty knurled barrel with large pitch threads for easy barrel removing for loading.
- Locking follower rod, heavy duty bevelled follower and spring.
- Supplied ready to fill using various methods (cartridge, loader pump and suction).



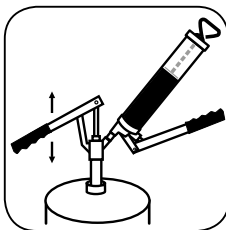
Locking with ratchet




Suction filling



Cartridge loading



Loading with filler pump




Rugged cast-iron pump head for durability

101 200



500 bar



500 CC LEVER ACTION GREASE PUMPS

Universal grease pumps to be used with 400 g (14 oz) grease cartridges or with bulk grease. Bulk grease loading by suction or using a filler pump. Maximum working pressure: 500 bar (7,250 psi).

101 202, 500 cc lever action grease pump

Individually boxed, grease pump includes filler valve 128 003.

101 200, 500 cc lever action grease pump

Individually boxed, grease pump includes filler valve 128 003 and rigid stem with a four jaw hydraulic connector (PN 710 214).

101 240, 500 cc lever action grease pump

Individually boxed, grease pump includes filler valve 128 003 and 300 mm single braided rubber hose with a four-jaw hydraulic connector (PN 137 031).

101 211, 500 cc lever action grease pump

Packed in Individual plastic bag, grease pump includes rigid stem with a four jaw hydraulic connector (PN 710 214).

101 300, 600 cc lever action grease pump

101 800, 1.000 cc lever action grease pump